


Installation Process



Projection lift concealment box




Wiring is placed in ceiling



Ready for drywall



Wires are organized




Racks begin to take shape



Cat5 cables are installed



Wall plate brackets are placed in position



Cables and wires are ready for components



Panels are finished



Components are wired-in



Completed Rack System



A completed Theater Room to enjoy for years to come

